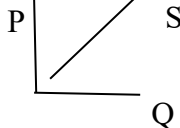
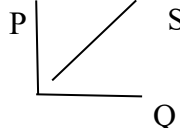
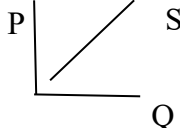
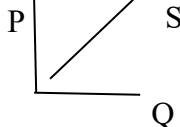
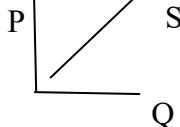
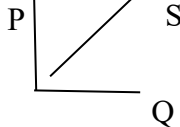
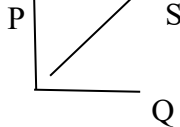
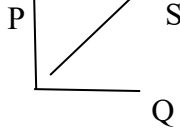
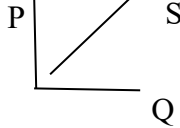
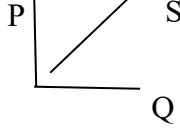


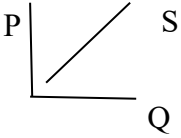
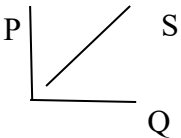
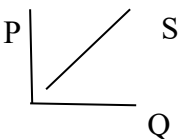
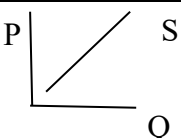
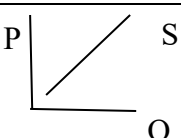
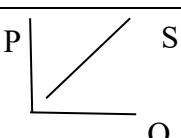
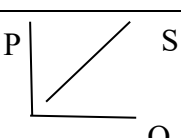
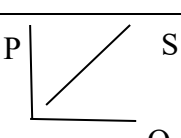
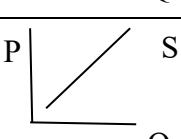
Name: _____

Date: _____

Period: _____

ANSWER SHEET FOR SUPPLY CURVE LEARNING STATIONS

Non-price Determinant of Supply (what is causing the change in supply)	Is the supply Increasing / Decreasing	Is the supply curve shifting Left/Right	Supply Curve (Draw the shift or change in the supply curve on the graph)
1.			
2.			
3.			
4.			
5.			
6.			
7.			
8.			
9.			
10.			

Non-price Determinant of Supply (what is causing the change in supply)	Is the supply Increasing / Decreasing	Is the supply curve shifting Left/Right	Supply Curve (Draw the shift or change in the supply curve on the graph)
11.			
12.			
13.			
14.			
15.			
16.			
17.			
18.			
19.			
20.			